

# Air Quality September Report

Volume 2, Number 10

Published Monthly by the Air Quality Program

Contact Information.....	2
Control Strategies Report.....	3
Recent Air Quality Data.....	4
Permitting Report.....	7
Vehicle Pollution Management Report.....	8
Enforcement and Compliance Report.....	9



**ONE  
ALBUQUE  
RQUE**



# Contact Information

## Air Quality Program Information

City of Albuquerque Environmental Health  
Department Director - (505) 768-2712

### Ambient Air Monitoring (505) 768-1966

- National Ambient Air Quality Standards

### Enforcement and Compliance - (505) 768-1972

- Facility Inspections
- Fugitive Dust Control Permit Applications
- Asbestos Abatement Notifications
- Woodburning Exemptions

### Permitting - (505) 768-1948

- Review of Permit Applications for Major and Minor Sources
- Air Dispersion Modeling
- Open Burn Permits
- Issuance of Health Alerts (smoke, dust, and ozone)
- Weather Forecasting for Special Events (i.e. Balloon Fiesta and Senior Olympics)

### Control Strategies - (505) 768-2660

- Air Quality Planning
- Air Quality Regulation Development
- State Implementation Plan Development
- Air Quality Control Board Support

### Quality Assurance - (505) 768-1966

- Reporting to EPA
- Review & Data Validation
- Air Quality & Seasonal Pollen Trends Analysis

### Vehicle Pollution Management - (505) 764-1110

- Vehicle Emissions Testing
- Station Certification
- Inspector Training
- Failed Test Resource Center
- Smoking Vehicles

### Public Health Initiatives—311

- Air Quality Complaints
- Outdoor Air Quality

## Albuquerque-Bernalillo County Air Quality Control Board Members

Maxine Paul (City), Chair  
Kitty Richards (County), Vice Chair  
Judy Calman (County)  
Dr. Elis Eberlein (City)  
Dr. Joseph Galewsky (City)  
Dr. Johnnye Lewis (County)  
Dennis Armijo (City)

## Board Contact Information

Anita SdeArmijo, Board Liaison  
(505) 768-1915  
airboard@cabq.gov

# Control Strategies Report

## **Pending State Implementation Plan (SIP) Submittals:**

Since the May report, there has been no change in status regarding EHD's and NMED's pending good neighbor SIP certifications for the 2015 ozone NAAQS. EPA continues to evaluate these SIP submittals and has until June 1, 2024 to approve them or issue a federal implementation plan (FIP).

## **Upcoming SIP Submittals:**

Since the May report, there has been no change in status regarding EHD's and NMED's upcoming regional haze SIP submittals. EHD and NMED continue to work collaboratively on their respective regional haze SIP elements for the second planning period. Recently, both EHD and NMED met informally with the National Park Service and Forest Service to discuss what they want to see in the SIP. Once submitted, EPA will have until September 29, 2024 to approve the plans or issue a FIP.

## **Other Upcoming Submittals:**

Since the last report, there has been no change in status regarding EHD's development of a mitigation plan for windblown dust pursuant to the 2016 Exceptional Events Rule. EHD has been evaluating research and is working on developing a draft. EHD has until May 2024 to submit its plan to EPA.



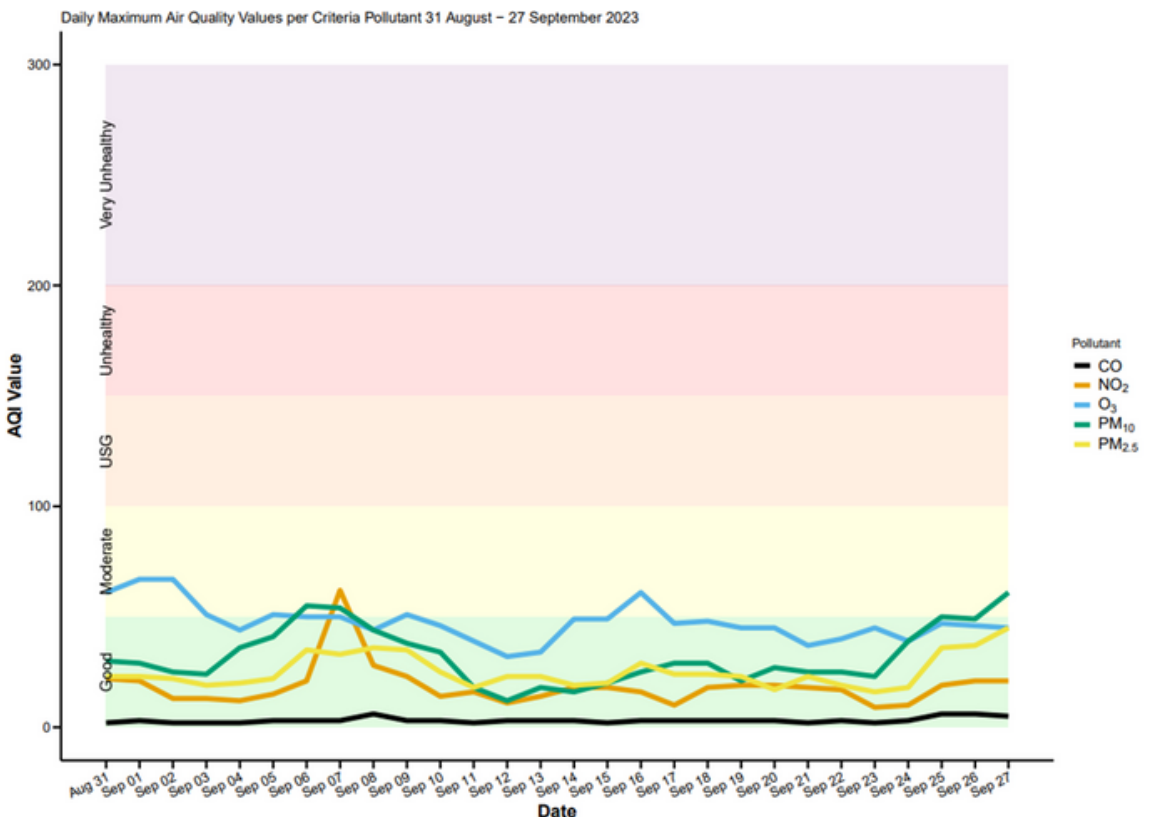
# Recent Air Quality Data



Air Quality Index (AQI) values indicate how clean or polluted ambient air is. The higher the value, the greater the level of air pollution and the greater the health concern. “For each pollutant an AQI value of 100 generally corresponds to an ambient air concentration that equals the level of the short-term national ambient air quality standard for protection of public health.” [AirNow, Air Quality Index \(AQI\) Basics](#). This allows reporting on an easily understandable direct comparison measure for all pollutants instead of individually based on national ambient air quality standards, which have differing forms and averaging times.

The AQI in Bernalillo County is measured for five nationally regulated air pollutants: Carbon Monoxide (CO), Ozone (O<sub>3</sub>), Nitrogen Dioxide (NO<sub>2</sub>), Coarse Particulate Matter (PM<sub>10</sub>), and Fine Particulate Matter (PM<sub>2.5</sub>). [Learn more and see the Daily Air Quality Update](#).

## Daily AQI Values for Individual Pollutants, August 21 – September 27, 2023

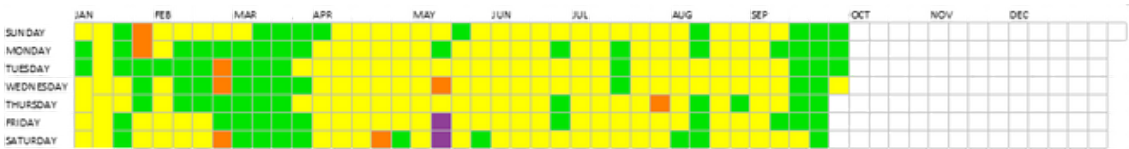


# Recent Air Quality Data Continued



To put the recent AQI data shown in the graph above in a broader context, an AQI tile plot for calendar year 2023 is provided below. Each tile (square) in the plot represents one day of the year and is color-coded based on that day's highest daily AQI value for all pollutants, at all monitoring stations. AQI values in the good (green) and moderate (yellow) categories are below the national ambient air quality standards and generally considered satisfactory. Beneath the plot is a summary of the number of days that the highest daily AQI value was in each of the six AQI categories.

## Highest Daily AQI Values, 2023



AQI Category	# Days (Year to Date)
Good (AQI <= 50)	83
Moderate (AQI = 51-100)	177
Unhealthy for Sensitive Groups (AQI = 101-150)	8
Unhealthy (AQI = 151-200)	0
Very Unhealthy (AQI = 201-300)	2
Hazardous (AQI >300)	0

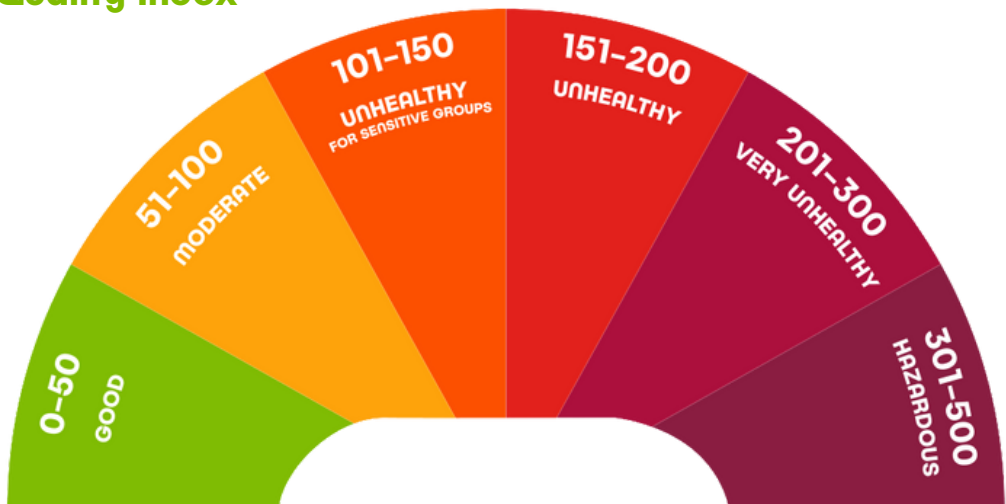
It is important to recognize that air quality changes not just from day to day but from hour to hour, and short-term spikes in pollutant concentrations sometimes occur that are not visible in the daily AQI values shown in the graph and tile plot above. For example, during the spring months, high wind events can cause short-term spikes in PM<sub>10</sub> (coarse particulate pollution) due to windblown dust. An interactive map showing current air quality at all local ambient air monitoring stations is provided on [EHD's Air Quality Monitoring web page](#). Current air quality for the Albuquerque area is also available on [EPA's AirNow website](#), and in the free AirNow mobile app for both [Apple](#) and [Android](#) devices.

# Recent Air Quality Data Continued

## Health Alerts Issued

The Air Quality Program issued no health alerts for the month of September. Opt-in for real time health alerts via text message by texting “ABQHEALTH” to the number 226787 to opt into the English language list, or “ABQSALUD” to opt into the Spanish language list. These lists are intended for general health alerts that may affect the entire community, at a high priority level, including high levels of air pollutants, including smoke, blowing dust, and ozone.

## Air Quality Index



# Air Quality Permitting Report

Link to applications for new or modification to construction and operating permits can be found [here](#).

Link to request electronic notifications of all permit applications that are subject to public notice as stated in 20.11.41.14.B.(3) NMAC for Air Quality Construction Permits, and 20.11.42.13.B.(1) NMAC for Title V Operating Permits can be found [here](#).

## Permit Applications Received

The Permitting Division did receive the following applications as of September 30, 2023 that are subject to 20.11.39 NMAC for Permit Waivers and Air Quality Notifications, and public notice as stated in 20.11.41.14.B.(3) NMAC for Air Quality Construction Permits, and 20.11.42.13.B.(1) NMAC for Title V Operating Permits:

- 0491-M8-1AR – Curia of New Mexico

Each of the above applications under review have requested the following regulated pollutants:

Regulated Pollutants	NOx	CO	VOC	SO2	PM10	PM2.5	HAPs
Requested Pollutants	X	X	X	X	X	X	X

## Permit issued this month

- 0800-M5 Sunset Memorial Park
- 3487 Sandia National Labs – Thunder Range
- 0500-M4 Nustar Energy
- 0730-M3-4TR ABB Installation
- 3500-AQN01 Latin Corner Food Mart
- 0788-AQN01-1AR ABQ Sunport II
- 1437-AQN01 through 1437-AQN05 Public Service Company of New Mexico



# Vehicle Pollution Management Report

## Program Operations:

The Vehicle Pollution Management Division (VPMD) is responsible for the Vehicle Emissions Inspection and Maintenance Program for the Bernalillo County area. For January 2023 through August 2023, our program conducted 181,794 vehicle emissions inspections, VPMD's failed test resource center performed 5,583 retests of certified failed tests, and our training program certified 284 new and recertifying emissions inspectors.





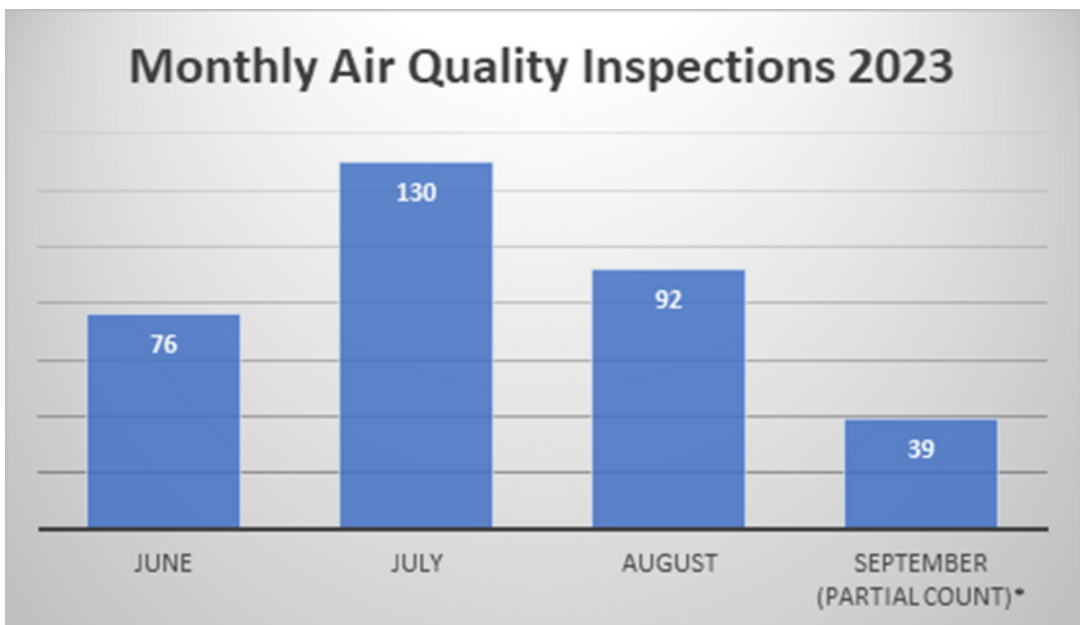
# Enforcement and Compliance Report



In the past month, AQP issued 2 Notices of Violation (“NOV”). No NOVs were settled during this reporting period.

Below is a graph showing the number of inspections performed over the past 4 months. Additional information regarding what sites were inspected and when, can be found [here](#).

Search inspection records by facility name or address [here](#).



\*In order to provide the Air Program Report to the Air Board a week in advance of its monthly meeting, the Program must begin compiling the data and drafting the report before the preceding month has ended. As a result, the number of inspections shown for September is only a partial count and does not include inspections performed at or near the end of the month. A complete tally of September inspections will be provided in next month’s Air Program Report.